

Scaled data based on original data using
LM-79-08 Approved Method: Electrical and Photometric Measurements of Solid-
State Lighting Products

Test Report Prepared for
Cooper Lighting Solutions
(formerly Eaton)

Brand: STREETWORKS

Report Number: P415129

Luminaire Tested: **LXF.LXT-PA1-40-750-U-5WQ**

Issue Date: 10/26/2020

Test Information

Test Method: LM-79-08
Report Number: P415129
TEST IS SCALED FROM IESNA LM-79-08 TEST DATA (G3-1907-433-1)
Test Lab: INNOVATION CENTER
Issue Date: 10/26/2020
Manufacturer: COOPER LIGHTING SOLUTIONS (FORMERLY EATON)
Product Line: STREETWORKS
Catalog Number: LXF.LXT-PA1-40-750-U-5WQ
Description: DECORATIVE POST TOP LUMINAIRE
(1) 70 CRI, 5000K, 500mA LIGHT ENGINE WITH 24 LEDS AND TYPE V WIDE OPTICS
Light Source: -
Ballast/Driver: ELECTRONIC DRIVER

Summary

Lumens per Lamp: N/A
Luminaire Lumens: 5333 lumens
Efficiency: N/A
Efficacy: 133.3 lumens/watt
Luminous Opening: Rectangular (W 1.17' x L: 1.17' x H: 0')
IES Classification: Type V - Short - Non-Cutoff
BUG Rating: B3 - U0 - G2

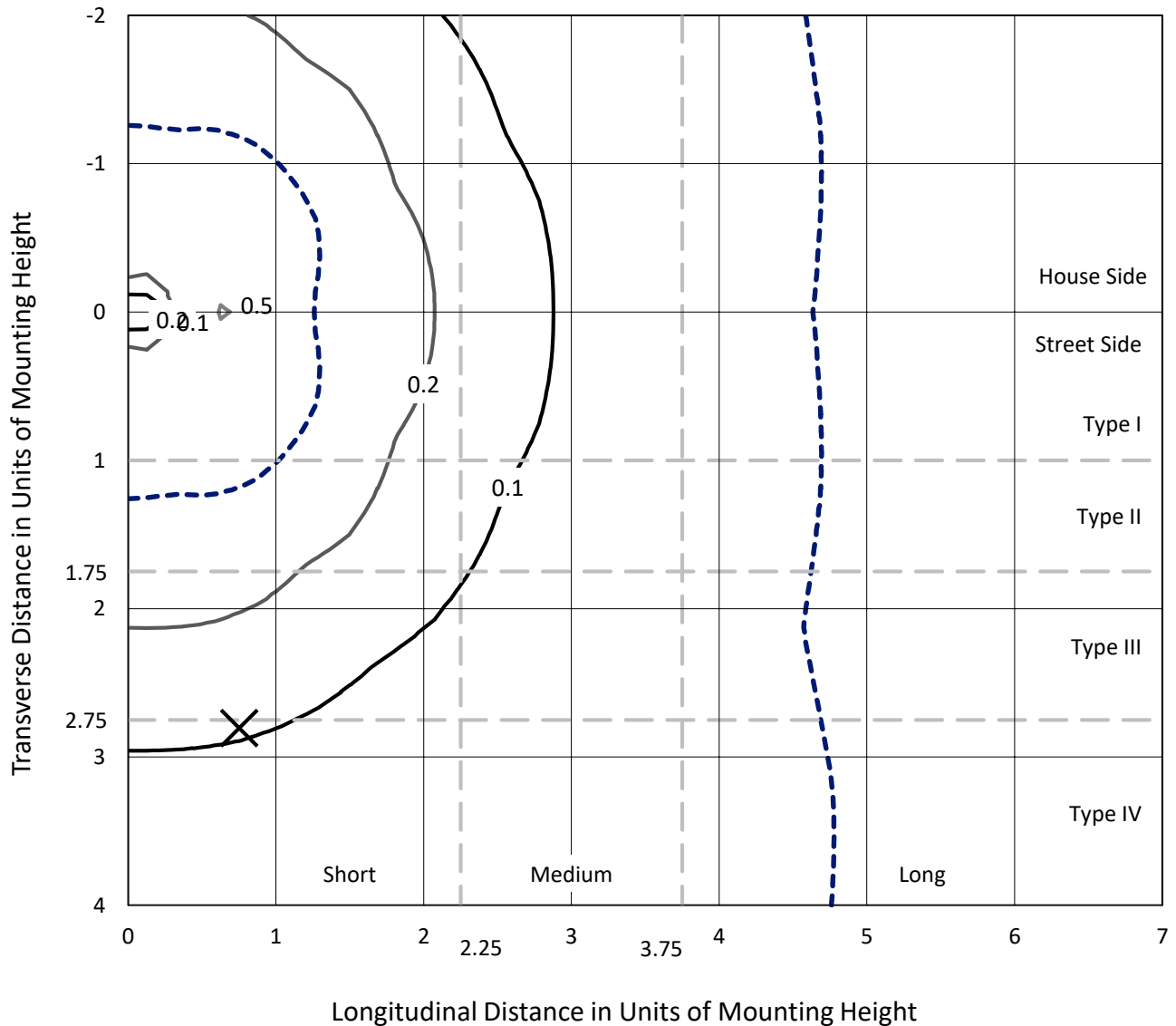
Input Watts (W): 40
Input Voltage (V): NR
Input Current (Ain): NR
Voltage Rise (V): NR
Power Factor: NR
Total Harmonic Distortion (THDi): NR
Frequency (hertz): 60
Stabilization Time: NR
Operation Time: NR
Ambient Temperature (°C): NR
Test Distance: 28.75 FT



REPORT NUMBER: P415129
 CATALOG NUMBER: LXF.LXT-PA1-40-750-U-5WQ

Iso-Footcandle Lines of Horizontal Illumination

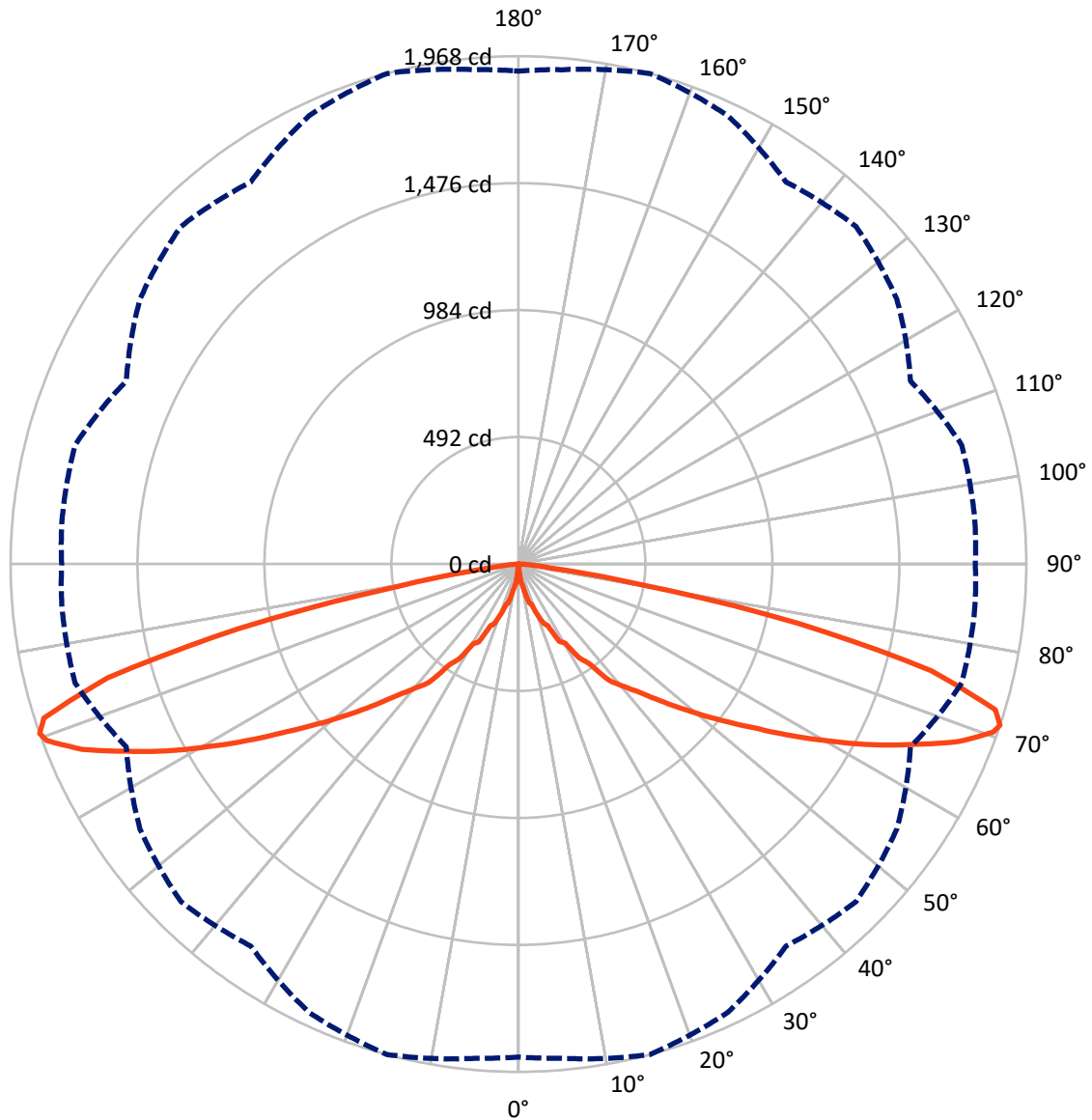
✕ Max cd
 - - - 1/2 Max cd



Based on 25 foot mounting height. Maximum calculated value = 0.5 fc
 Type V - Short - Non-Cutoff

REPORT NUMBER: P415129
CATALOG NUMBER: LXF.LXT-PA1-40-750-U-5WQ

Luminous Intensity Polar Plot



— Vertical Plane Through 15-Deg Lateral - - - Horizontal Cone Through 71-Deg Vertical

REPORT NUMBER: P415129

CATALOG NUMBER: LXF.LXT-PA1-40-750-U-5WQ

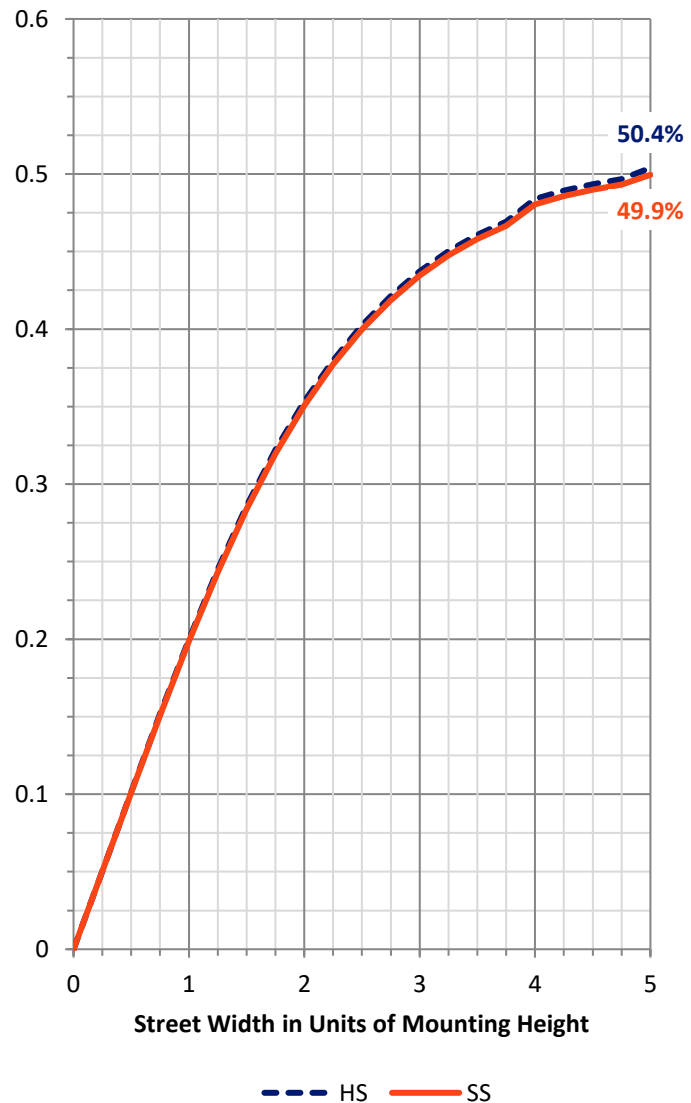
FLUX DISTRIBUTION:

		Downward	Upward	Total
House Side	Lumens	2666.5	0.0	2666.5
	% Fixture	50.0	0.0	50.0
Street Side	Lumens	2666.5	0.0	2666.5
	% Fixture	50.0	0.0	50.0
Total	Lumens	5333.0	0.0	5333.0
	% Fixture	100.0	0.0	100.0

Coefficient of Utilization

ZONAL LUMENS:

Zone	Lumens	% Fixture
0°-10°	2.4	0.0
10°-20°	35.4	0.7
20°-30°	133.6	2.5
30°-40°	302.5	5.7
40°-50°	540.6	10.1
50°-60°	951.4	17.8
60°-70°	1573.9	29.5
70°-80°	1591.6	29.8
80°-90°	201.6	3.8
90°-100°	0.0	0.0
100°-110°	0.0	0.0
110°-120°	0.0	0.0
120°-130°	0.0	0.0
130°-140°	0.0	0.0
140°-150°	0.0	0.0
150°-160°	0.0	0.0
160°-170°	0.0	0.0
170°-180°	0.0	0.0
0°-90°	5333.0	100.0
0°-180°	5333.0	100.0



REPORT NUMBER: P415129

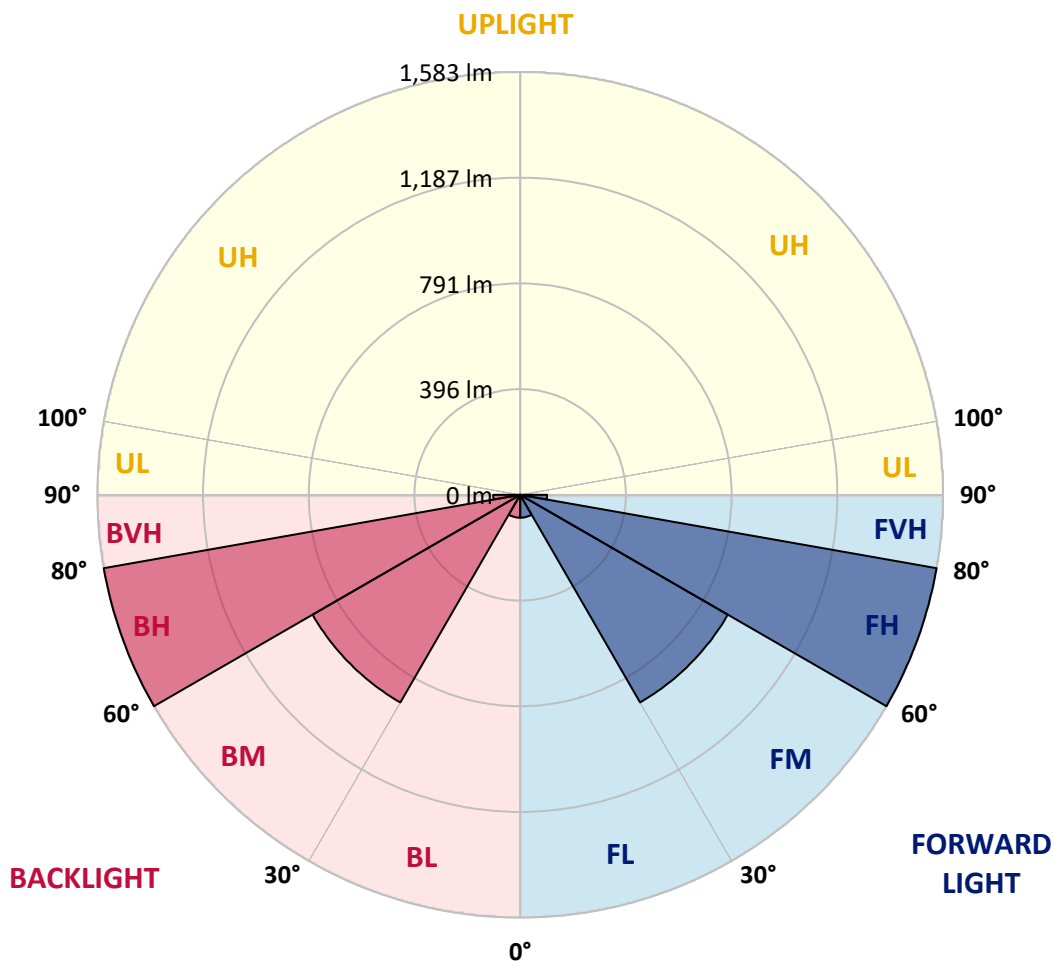
CATALOG NUMBER: LXF.LXT-PA1-40-750-U-5WQ

LUMINAIRE CLASSIFICATION SYSTEM LUMEN TABLE AND BUG RATING:

Zone	Lumens	% Fixture	Zone Rating/Lumen Limit		
			B	U	G
FL (0°-30°)	85.7	1.6			
FM (30°-60°)	897.3	16.8			
FH (60°-80°)	1582.7	29.7			G1/1800
FVH (80°-90°)	100.8	1.9			G2/225
BL (0°-30°)	85.7	1.6	B0/110		
BM (30°-60°)	897.3	16.8	B1/1000		
BH (60°-80°)	1582.7	29.7	B3/2500		G1/1800
BVH (80°-90°)	100.8	1.9			G2/225
UL (90°-100°)	0.0	0.0		U0/0	
UH (100°-180°)	0.0	0.0		U0/0	

BUG Rating: B3-U0-G2

Type V Short





REPORT NUMBER: P415129

CATALOG NUMBER: LXF.LXT-PA1-40-750-U-5WQ

CANDELA DISTRIBUTION (FULL):

	0°	5°	15°	25°	35°	45°	55°	65°	75°	85°	90°
0°	0.5	0.5	0.5	0.5	0.5	0.5	0.5	0.5	0.5	0.5	0.5
2.5°	1.6	1.6	1.1	1.1	1.1	0.5	0.5	0.5	0.5	0.5	0.5
5°	32.8	23.5	11.5	9.3	6.6	2.2	1.1	1.1	1.1	0.5	0.5
7.5°	73.9	73.4	72.3	63.0	44.3	32.8	7.1	1.6	1.1	1.1	1.1
10°	82.1	81.6	81.0	79.4	77.2	70.1	36.7	7.1	2.7	3.3	3.3
12.5°	118.3	117.7	112.8	87.6	79.9	78.3	66.2	33.9	29.0	54.7	58.0
15°	161.5	161.0	155.5	133.6	114.4	84.3	109.5	121.5	108.4	119.9	119.9
17.5°	171.4	169.7	164.2	158.8	151.1	146.7	161.5	155.5	120.4	128.7	128.7
20°	230.5	219.0	208.0	176.8	163.7	214.6	174.1	169.7	190.5	225.0	231.0
22.5°	255.7	255.1	249.6	235.4	232.7	225.0	216.8	246.9	251.8	256.2	257.9
25°	301.1	297.8	263.9	252.4	289.1	246.4	292.4	267.2	275.9	316.4	320.8
27.5°	347.6	346.5	339.4	302.8	302.8	327.4	307.7	323.0	367.9	383.8	389.8
30°	388.7	367.9	354.8	360.8	335.6	350.9	352.0	378.3	389.3	409.5	415.0
32.5°	456.6	454.9	433.6	393.1	394.2	371.7	402.4	400.2	489.4	535.4	547.5
35°	506.4	510.2	474.1	458.2	421.0	442.9	430.3	486.7	515.7	568.3	575.9
37.5°	604.4	603.9	574.3	495.5	468.6	468.1	491.1	511.9	555.7	603.9	608.8
40°	646.6	645.5	620.8	574.3	505.3	510.2	523.4	542.5	591.3	646.0	648.8
42.5°	705.1	699.7	674.5	612.6	575.4	565.5	568.8	592.4	638.9	704.0	701.3
45°	764.3	765.9	744.0	673.4	636.7	616.5	622.5	653.7	705.7	770.3	769.7
47.5°	836.0	838.2	827.8	739.6	707.3	679.4	690.9	722.1	779.1	842.0	840.9
50°	924.7	924.1	917.0	820.7	787.3	759.9	768.7	794.9	855.2	917.6	924.1
52.5°	1015.0	1017.2	1016.1	918.7	882.0	855.7	863.9	888.5	947.1	1009.5	1015.0
55°	1116.8	1127.2	1126.2	1045.1	987.6	980.5	985.4	990.9	1055.5	1116.3	1117.4
57.5°	1242.8	1247.7	1257.5	1188.0	1123.4	1119.6	1110.3	1108.1	1171.6	1222.0	1214.3
60°	1373.6	1378.5	1394.4	1349.5	1278.3	1286.0	1255.4	1222.0	1282.7	1323.2	1318.9
62.5°	1499.0	1510.5	1541.7	1505.5	1439.9	1463.4	1404.8	1348.4	1404.8	1438.2	1431.6
65°	1633.7	1647.9	1684.6	1670.3	1576.7	1626.5	1564.1	1470.0	1546.6	1563.0	1564.1
67.5°	1782.0	1793.5	1837.3	1811.6	1695.5	1749.2	1697.7	1589.3	1673.6	1667.6	1661.6
70°	1896.4	1910.7	1951.2	1897.5	1782.0	1826.9	1776.0	1664.9	1762.9	1766.1	1761.2
71°	1910.1	1922.2	1967.6	1917.2	1807.2	1849.4	1789.7	1676.4	1778.2	1776.0	1770.0
72.5°	1864.7	1879.5	1933.1	1900.8	1826.9	1877.3	1789.1	1657.7	1756.3	1736.0	1727.8
75°	1579.5	1587.1	1652.8	1711.9	1755.7	1865.2	1689.5	1511.6	1577.3	1546.1	1542.2
77.5°	959.7	979.4	1110.8	1292.0	1503.4	1679.1	1470.0	1222.5	1196.8	1104.3	1068.1
80°	331.2	365.7	469.7	660.8	1011.2	1297.5	1036.4	747.3	559.0	421.0	389.3
82.5°	55.3	80.5	122.1	206.9	454.4	737.4	511.9	246.9	160.4	112.2	108.4
85°	18.6	21.9	46.5	57.5	106.2	203.1	119.3	68.4	59.1	37.8	35.0
87.5°	2.7	3.8	6.0	6.6	9.3	5.5	9.9	10.4	8.2	5.5	3.3
90°	0.0	0.0	0.0	0.0	0.0	0.0	0.0	0.0	0.0	0.0	0.0

(END OF REPORT)